



Parent & Carer Perceptions Report



asdti

© ASDTi 2012

Interpretive rules and original software

© ASDTi 2008.

The Parent/Carer Perception Survey and Report © 2008 - 2012 ASDTi Ltd.

Based on original work and questions written by ASDTi Ltd (© 2008 ASDTi Ltd).

All rights reserved, excepting where specified below, including translation.

Reverse engineering, disassembly of the software, reproduction of original materials, surveys, questionnaires, answer forms, scoring keys, reports, and technical manuals is a violation of international copyright law.

This document was created in colour and uses splashes of full colour regularly throughout. If your copy differs, it may be an unauthorised photocopy, and you should inform the administrator.

ASDTi copyright piracy hotline: 01457 851407.

Introduction:

This report examines the results of the Parent/Carer Perception Survey for the parents and carers of students at Cardinal Newman Catholic High School, conducted on 31/01/2014. The report measures the levels of satisfaction among the students/pupils for a range of criteria, chosen for their effect upon teaching and learning in the school or college.

This report gives results identifying the school or college's perceived strengths and weaknesses (as seen by the parents/carers) for the period ending 31/01/2014, and also measures performance with regard to overall satisfaction and improvement.

The Parent/Carer Perception Instrument is based on original research carried out and questions written by ASDTi Ltd. It has further been developed by ASDTi Ltd in Schools, Academies and Colleges during 2008.

ASDTi, the authors, programmers, owners and developers of this survey accept no liability (in whole or in part) for claims arising or deriving from its use, which is at the sole liability of the school or college commissioning it. It is important that this survey is used positively, constructively and fairly, and that any individual or group who may have cause for dissatisfaction (and have expressed it in their responses) is not isolated, marginalised, disciplined or bullied. Other sources of evidence for the factors mentioned should always be sought, and no action should be taken without thorough research on cause and likely remedy. ASDTi Ltd make no warranty or claim regarding suitability of this report for any specific purpose. It is the school's responsibility to determine whether the report and survey system is suitable for the use to which it is put. Use of the survey instruments and this report is agreed solely on this basis, and this report must be discarded before use if the school, college or user is not in agreement with these terms. Your use of this report and the survey system signifies your acceptance.

It is the most up-to-date means of collating, and acting upon, the Parent and Carer Voice. Outstanding schools are in tune with their parent/carers' expectations and perceptions. Through this they achieve better student progress. The effective model developed through research can be adapted using this survey to demonstrate that sensitivity and insight into the parent view is beneficial and has positive results on learning and achievement. The instrument is part of a 'family' of listening tools released during 2008 by ASDTi.

The research showed three interlocking cogs, that - when turning together - drive improvements in school and college results, and the Instrument has been designed to seek feedback in each of these three areas:





1. Firstly, the parents/carers were asked about the quality of the school/college's relationship and communications with them - do they feel involved, inspired and informed by the school or college, in their child's education?
2. Secondly, they were asked about their opinions of the school or college's processes with regard to their child and their child's educational progress?
3. Finally, they were asked about the outcomes of the school/college's efforts, and whether they feel things are currently improving.

The research shows that these three factors have a number of contributory constructs and the report will look at these too.

Numbers:

Overall Numbers:-

A total of 46 responses were received.

Gender:-

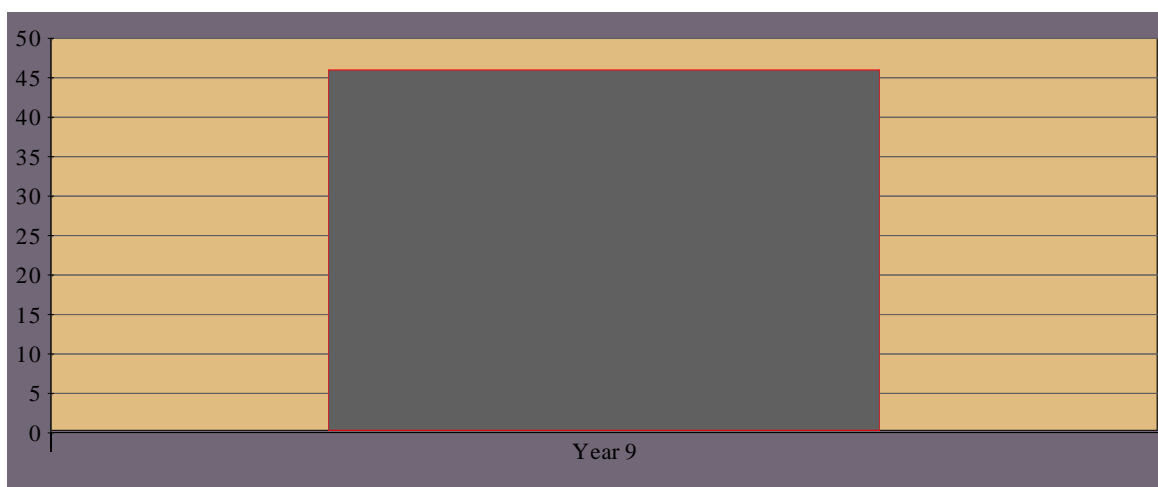
Of those responses, 19 were from the parents/carers of boys. 27 were from the parents/carers of girls.

Group/Year Distribution:-

The distribution of responses, totalled according to the child/pupil's year group is as follows:

Parents/Carers of pupils in Year 9: 46 instruments were completed.

Graph of Group/Year Distribution:-



Responses and 'Don't Knows'

One basic way to judge the effectiveness of a school's relationship with parents is to look at the number of parents and carers who answered each question with 'don't know'. These scores don't affect the school's average score, or the standard deviation, because the parents/carers concerned felt they didn't know enough to rate the school in this area.

It is therefore useful for the school, to help it understand in which areas parents feel they don't have enough information - and in which areas they could, perhaps, improve their parent-school communication channels.

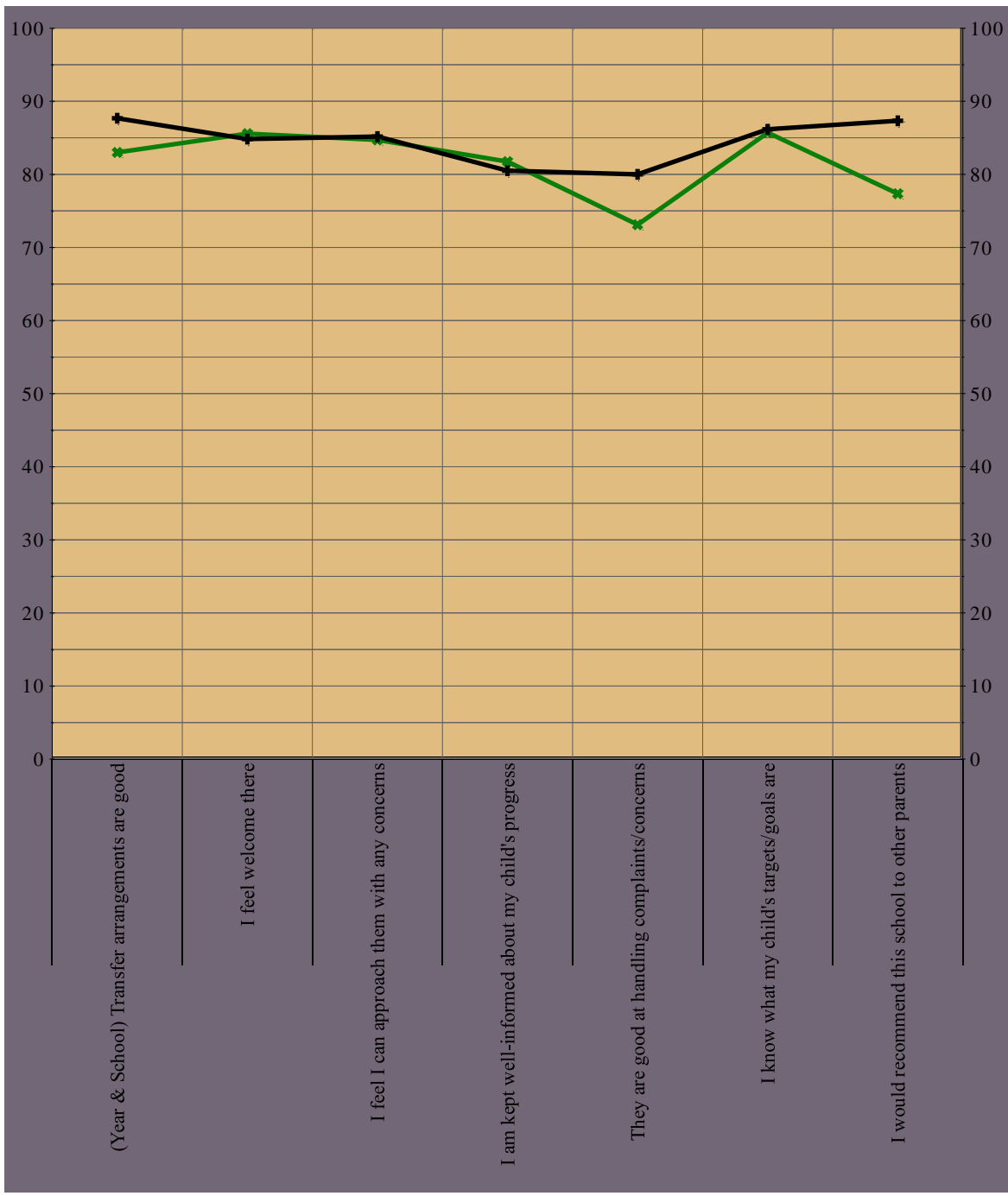
1. 1 parent answered 'Don't Know' to statement five (They are good at handling complaints/concerns).
2. 2 parents answered 'Don't Know' to statement nine (My child is given the right amount of homework to do).
3. 1 parent answered 'Don't Know' to statement twelve (They are good at making sure the children attend school when they should do).
4. 5 parents answered 'Don't Know' to statement thirteen (There are enough, good quality, after school clubs, sports and lunchtime activities).
5. 2 parents answered 'Don't Know' to statement fourteen (The lunchtime provision (school meals and alternatives to them) are good).

For each of the questions in the main body of the report, we give the score distribution as a percentage of those who expressed a preference, so they will always add up to 100% (allowing for rounding errors).

Relationships & Communications:

Key: The Black line represents the average score for Cardinal Newman Catholic High School. The Green line is the average for all Secondary Schools.

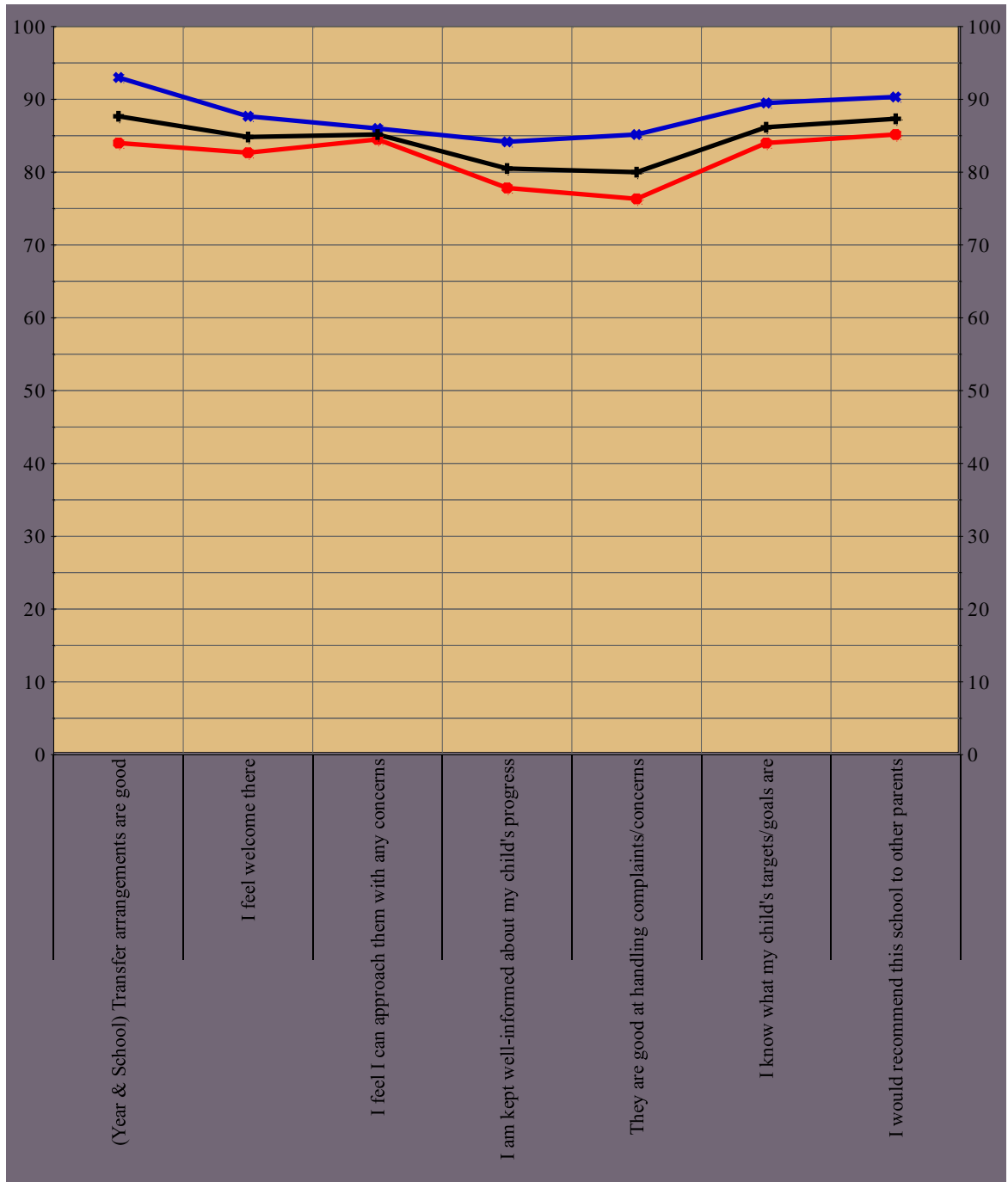
This section of the survey ('Relationships and Communications') is very good, with 5 statements scoring above national means, and with 2 of the 7 statements scoring below but within 10% of this.



The following graph shows the mean scores given by parents/carers of Boys and Girls separately at Cardinal Newman Catholic High School.

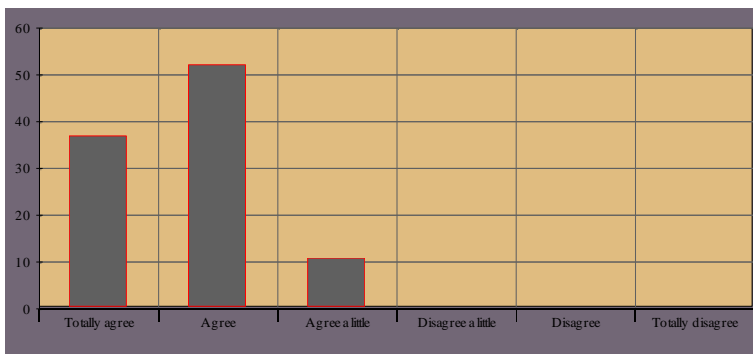
Key: The Black line is the overall mean score for Cardinal Newman Catholic High School.

The Blue line represents the mean for the parents of Boys, the Red line represents the mean for the parents of Girls.



The analysis that follows is not intended to be a fully-comprehensive summary of what is held in the data and its natural solutions and actions. Rather it is a first assessment of major findings of the Instrument and some initial suggestions that the SLT may like to consider for action. Any books recommended are available easily (and at reasonable cost) from Amazon - www.amazon.co.uk - (and others).

Question One: Arrangements for my child starting each new year at this school are good.



Score Profile:

1. Totally Agree: 36.96%
2. Agree: 52.17%
3. Agree a little: 10.87%
4. Disagree a little: 0%
5. Disagree: 0%
6. Totally Disagree: 0%

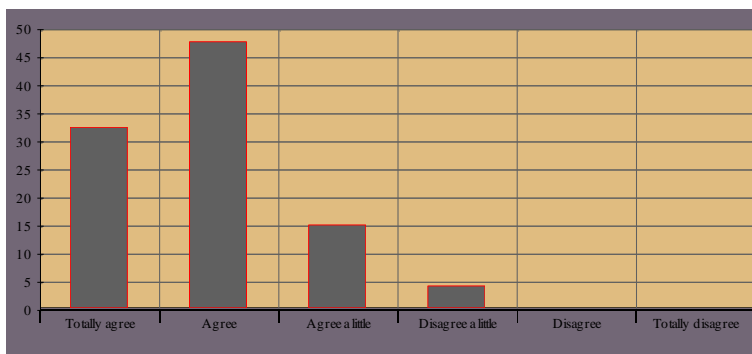
Average score for Cardinal Newman Catholic High School: 5.26.

Standard deviation: 0.64

Cardinal Newman Catholic High School's score lies just above (some 4.67% above) national means for schools. This is a good result.

The parents and carers of students in Cardinal Newman Catholic High School feel that the arrangements for their child starting there, and for transfers between year groups are good. All of them reported that they felt these arrangements were positive, at least to some degree. With no parents in this survey disagreeing, teaching staff clearly make very strong efforts to ensure transitions go smoothly.

Question Two: I feel welcome there.



Score Profile:

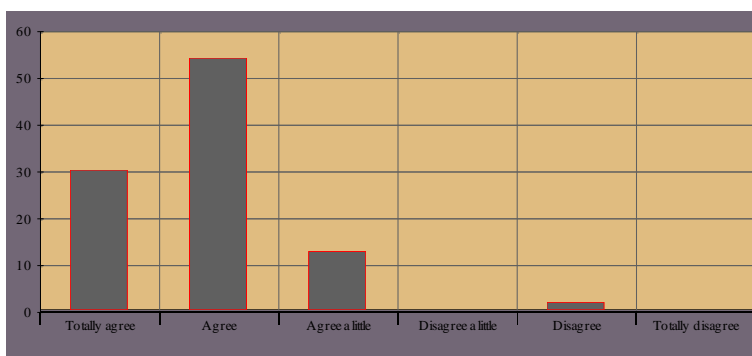
1. Totally Agree: 32.61%
2. Agree: 47.83%
3. Agree a little: 15.22%
4. Disagree a little: 4.35%
5. Disagree: 0%
6. Totally Disagree: 0%

Average score for Cardinal Newman Catholic High School: 5.09.
Standard deviation: 0.8

Cardinal Newman Catholic High School's score lies just below (some 0.74% below) national means for schools. The score is still well within the average band for UK schools, however.

The parents and carers of students in Cardinal Newman Catholic High School feel welcome there: 95.66% reported that they felt positively welcome, at least to some degree. With only 4.35% of parents disagreeing, staff clearly make very strong efforts to be welcoming and approachable to parents and carers.

Question Three: I feel I can approach them with any questions or concerns.



Score Profile:

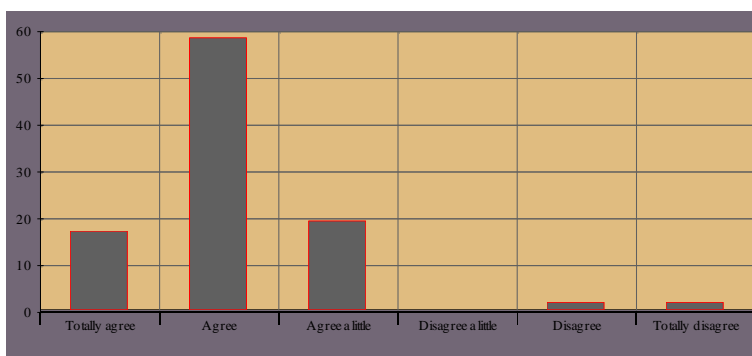
1. Totally Agree: 30.43%
2. Agree: 54.35%
3. Agree a little: 13.04%
4. Disagree a little: 0%
5. Disagree: 2.17%
6. Totally Disagree: 0%

Average score for Cardinal Newman Catholic High School: 5.11.
Standard deviation: 0.79

Cardinal Newman Catholic High School's score lies just above (some 0.46% above) national means for schools. This is a good result.

The parents and carers of students in Cardinal Newman Catholic High School feel that they can approach the school with any concerns or issues they may have: 97.82% reported that they felt they would be listened-to. With only 2.17% of parents disagreeing, staff clearly make efforts to treat approaches and concerns seriously and to present themselves and the school in an approachable manner.

Question Four: I am kept well-informed about my child's progress.



Score Profile:

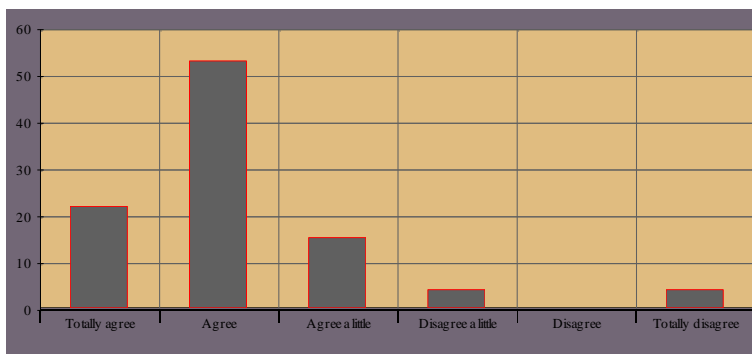
1. Totally Agree: 17.39%
2. Agree: 58.7%
3. Agree a little: 19.57%
4. Disagree a little: 0%
- 5: Disagree: 2.17%
- 6: Totally Disagree: 2.17%

Average score for Cardinal Newman Catholic High School: 4.83.
Standard deviation: 0.94

Cardinal Newman Catholic High School's score lies just below (some 1.24% below) national means for schools. The score is still well within the average band for UK schools, however.

The parents and carers of students in Cardinal Newman Catholic High School feel that they are kept well-informed about their child's progress: 95.66% reported that they felt positive in this regard. With only 4.34% of parents disagreeing, staff clearly make very strong efforts to communicate with parents concerning progress and results.

Question Five: They are good at handling complaints/concerns.



Score Profile:

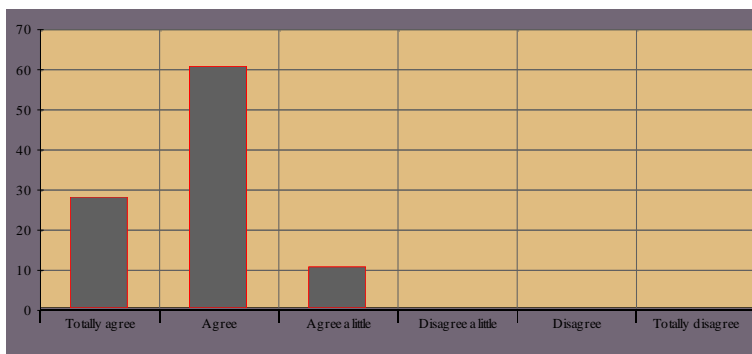
1. Totally Agree: 22.22%
2. Agree: 53.33%
3. Agree a little: 15.56%
4. Disagree a little: 4.44%
5. Disagree: 0%
- 6: Totally Disagree: 4.44%

Average score for Cardinal Newman Catholic High School: 4.8.
Standard deviation: 1.11

Cardinal Newman Catholic High School's score lies 6.89% above national means for schools. This is a very good result.

The parents and carers of students in Cardinal Newman Catholic High School feel that once they have approached the school/college with their concerns, they are dealt with properly: 91.11% reported that they felt positive in this regard. With only 8.88% of parents disagreeing, staff clearly make efforts to deal fairly and promptly with complaints, to parents satisfaction.

Question Six: I know what my child's targets/goals are.



Score Profile:

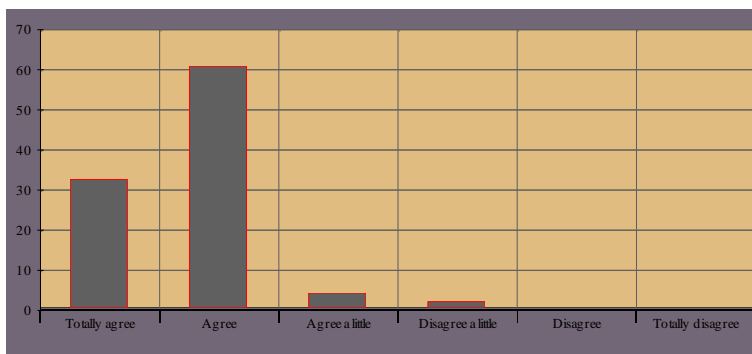
1. Totally Agree: 28.26%
2. Agree: 60.87%
3. Agree a little: 10.87%
4. Disagree a little: 0%
5. Disagree: 0%
6. Totally Disagree: 0%

Average score for Cardinal Newman Catholic High School: 5.17.
Standard deviation: 0.6

Cardinal Newman Catholic High School's score lies just above (some 0.47% above) national means for schools. This is a good result.

The parents and carers of students in Cardinal Newman Catholic High School feel that they are well informed about their children's targets for improvement and goals: all of them reported that they felt positive in this regard. With no parents in this survey disagreeing, staff clearly communicate targets effectively.

Question Seven: I would recommend this school to other parents.



Score Profile:

1. Totally Agree: 32.61%
2. Agree: 60.87%
3. Agree a little: 4.35%
4. Disagree a little: 2.17%
5. Disagree: 0%
6. Totally Disagree: 0%

Average score for Cardinal Newman Catholic High School: 5.24.
Standard deviation: 0.63

Cardinal Newman Catholic High School's score lies 9.98% above national means for schools. This is a very good result.

The huge majority of the parents and carers of students in Cardinal Newman Catholic High School (some 97.83%) feel that Cardinal Newman Catholic High School has a good local reputation. Parents report that they would probably recommend the school to others.

The table below shows the results for each of the year groups in Cardinal Newman Catholic High School. We use a traffic-light system - green for scores of 5 or more and red where they fall below 4/6.

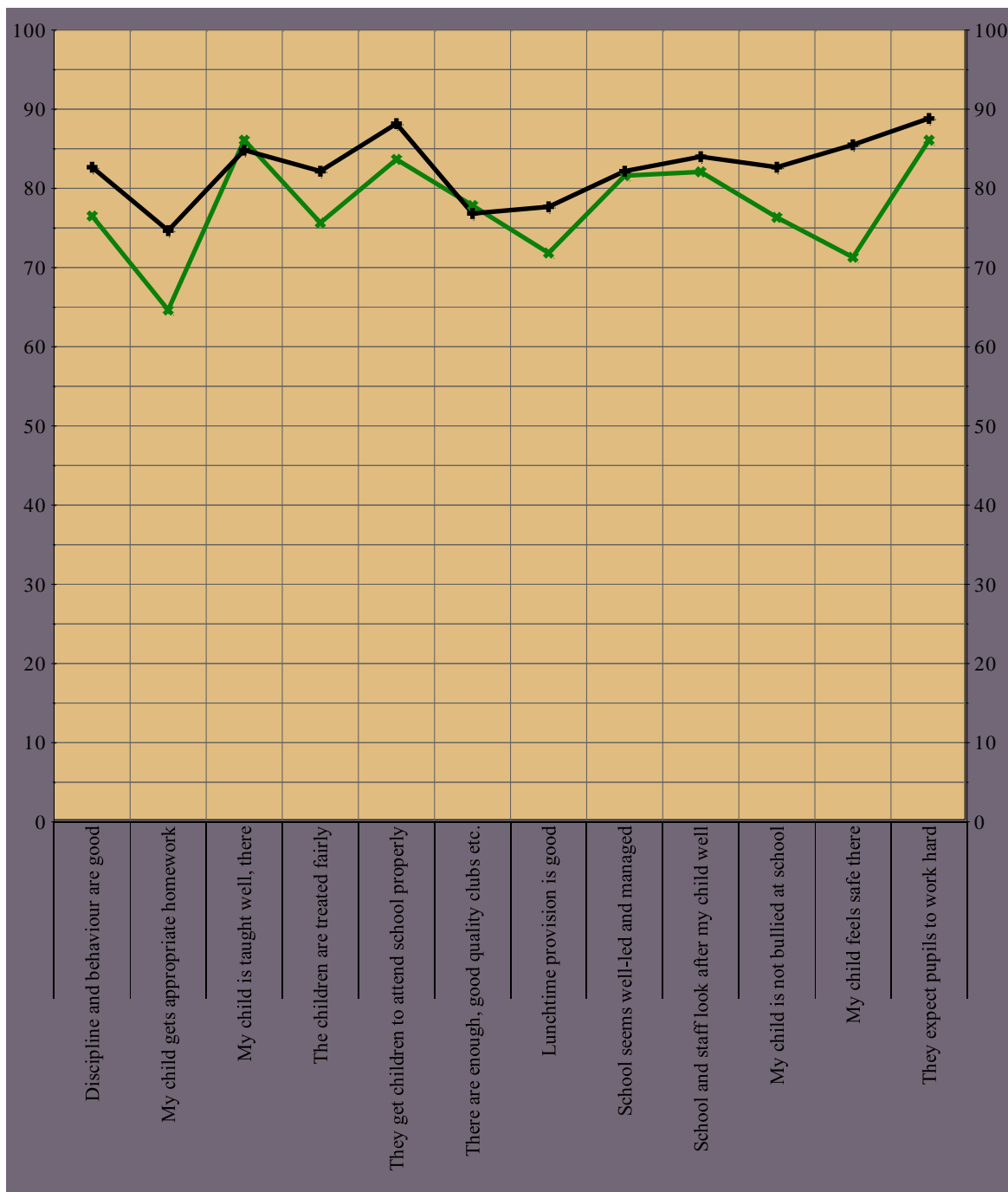
| Group and Statements | Average Score |
|-----------------------------------------------|---------------|
| Year 9 | |
| Year Transfer arrangements are good | 5.26 |
| I feel welcome there | 5.09 |
| I feel I can approach them with any concerns | 5.11 |
| I am well-informed about my child's progress | 4.83 |
| They are good at handling complaints/concerns | 4.80 |
| I know what my child's targets/goals are | 5.17 |
| I would recommend school to other parents | 5.24 |

About the Processes:

Key: The Black line represents the average score for Cardinal Newman Catholic High School.

The Green line is the average for all Secondary Schools.

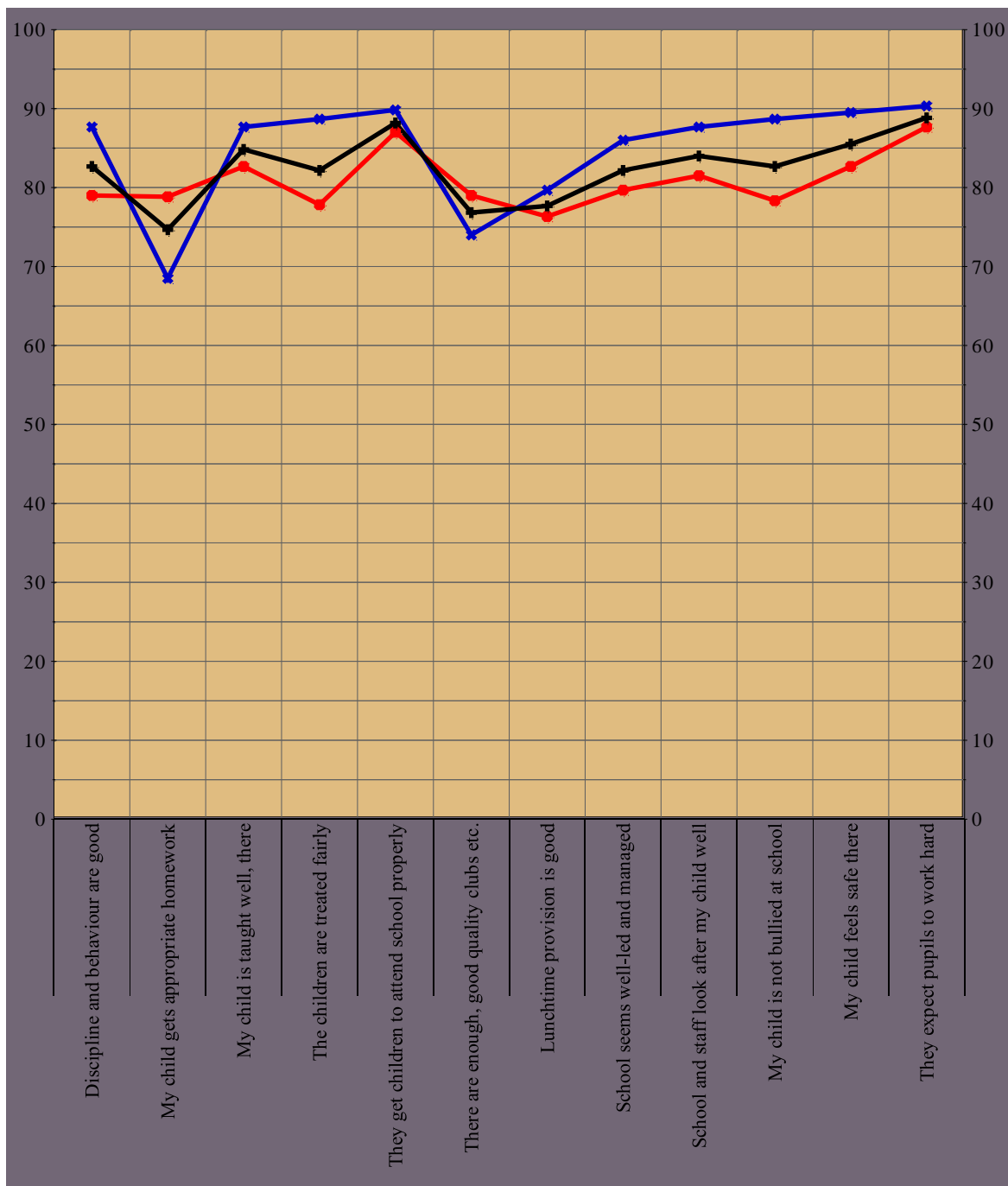
This section of the survey ('School Processes') is very good, with 10 of the statements scoring above national means, and with 2 of the 12 statements scoring below but within 10% of this.



The following graph shows the mean scores from the parents of Boys and Girls separately at Cardinal Newman Catholic High School.

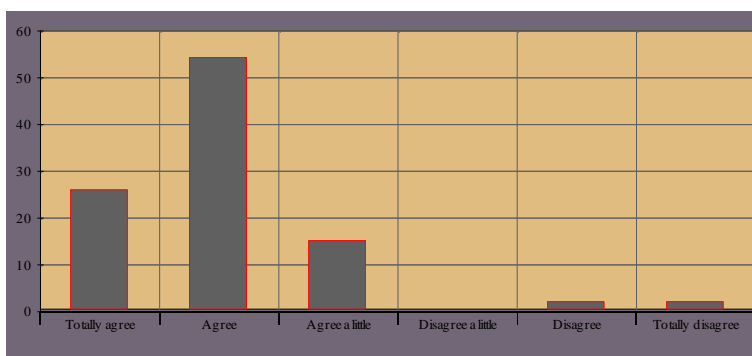
Key: The Black line is the overall mean score for Cardinal Newman Catholic High School.

The Blue line represents the mean for parents of Boys, the Red line represents the mean for parents of Girls.



The analysis that follows is, once again, not intended to be a fully-comprehensive summary of what is held in the data and its natural solutions and actions. Rather it is a further assessment of major findings of the Instrument and some initial suggestions that the SLT may like to consider for action. Any books recommended are available easily (and at reasonable cost) from Amazon UK (www.amazon.co.uk and others).

Question Eight: Discipline and behaviour are good there.



Score Profile:

1. Totally Agree: 26.09%
2. Agree: 54.35%
3. Agree a little: 15.22%
4. Disagree a little: 0%
5. Disagree: 2.17%
6. Totally Disagree: 2.17%

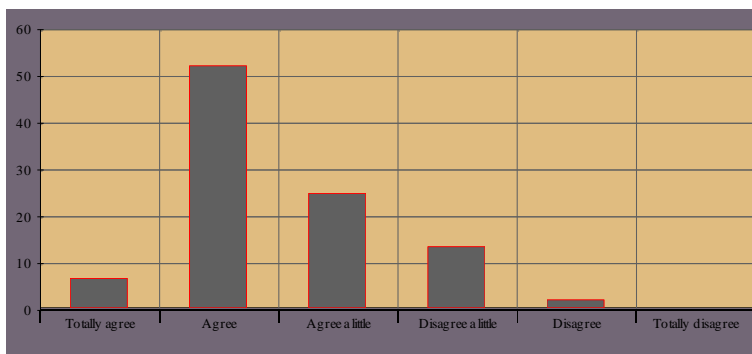
Average score for Cardinal Newman Catholic High School: 4.96.

Standard deviation: 0.98

Cardinal Newman Catholic High School's score lies 6.16% above national means for schools. This is a very good result.

Most (95.66%) of the parents and carers of students in Cardinal Newman Catholic High School believe that student behaviour is good. They regard pupils as well-behaved and discipline as pretty good.

Question Nine: My child is given appropriate homework to do.



Score Profile:

1. Totally Agree: 6.82%
2. Agree: 52.27%
3. Agree a little: 25%
4. Disagree a little: 13.64%
5. Disagree: 2.27%
6. Totally Disagree: 0%

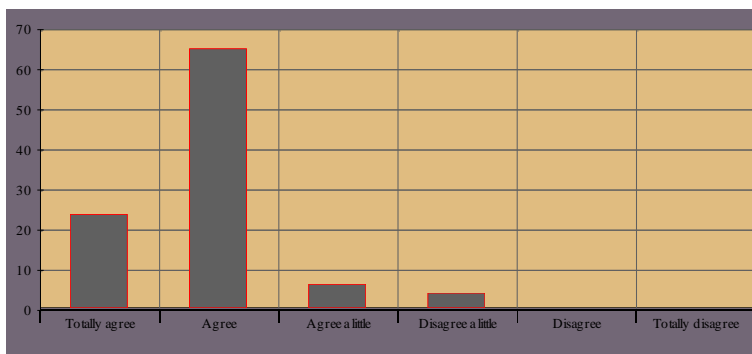
Average score for Cardinal Newman Catholic High School: 4.48.
Standard deviation: 0.89

Cardinal Newman Catholic High School's score lies 10.03% above national means for schools - well within the upper quartile, and an excellent result.

Many of the parents and carers of students (amounting to 84.09%) in Cardinal Newman Catholic High School believe that strong use is made of appropriate homework.

There is a perpetual debate on the amount and content of homework, with several high-profile schools reducing and even abandoning it. It is therefore worth reaffirming the general policy of many effective schools: Homework is to encourage 'independent learning', but consideration must be given to whether the home is likely to boast books and computers, an encouraging parent, and a quiet space, and what alternatives are available if not. The other standard justification of homework is as a method of reinforcement. It reinforces what the students have learnt in class before they move on to another subject. It highlights for the teacher if children have failed to understand and need more assistance. Homework should NOT be used to catch up what was missed in class!

Question Ten: My child is taught well, there.



Score Profile:

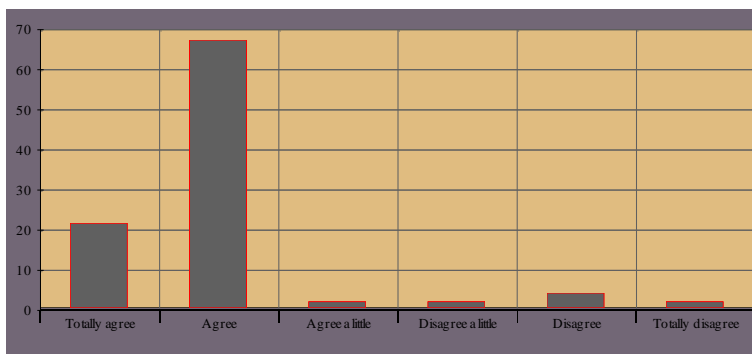
1. Totally Agree: 23.91%
2. Agree: 65.22%
3. Agree a little: 6.52%
4. Disagree a little: 4.35%
5. Disagree: 0%
6. Totally Disagree: 0%

Average score for Cardinal Newman Catholic High School: 5.09.
Standard deviation: 0.69

Cardinal Newman Catholic High School's score lies just below (some 1.26% below) national means for schools. The score is still well within the average band for UK schools, however.

Most (actually 95.65%) of the parents and carers of students in Cardinal Newman Catholic High School believe that teaching quality is good.

Question Eleven: All students are treated fairly and with respect, there.



Score Profile:

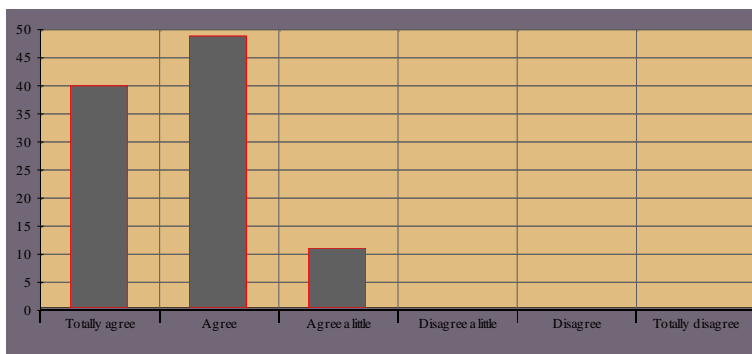
1. Totally Agree: 21.74%
2. Agree: 67.39%
3. Agree a little: 2.17%
4. Disagree a little: 2.17%
5. Disagree: 4.35%
6. Totally Disagree: 2.17%

Average score for Cardinal Newman Catholic High School: 4.93.
Standard deviation: 1.03

Cardinal Newman Catholic High School's score lies 6.52% above national means for schools. This is a very good result.

Most (actually 91.3%) of the parents and carers of students in Cardinal Newman Catholic High School feel that the staff treat students with fairness.

Question Twelve: They are good at making sure the children attend school when they should do.



Score Profile:

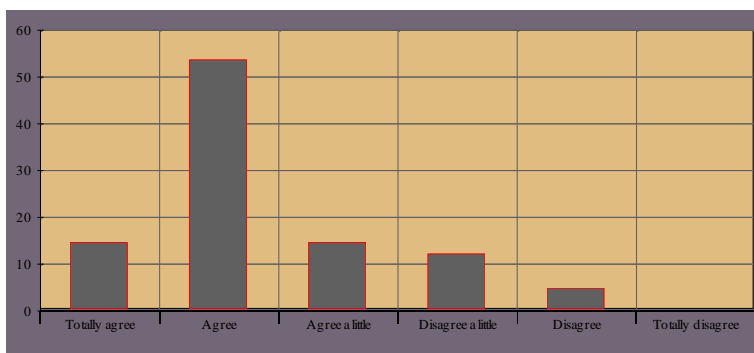
1. Totally Agree: 40%
2. Agree: 48.89%
3. Agree a little: 11.11%
4. Disagree a little: 0%
5. Disagree: 0%
6. Totally Disagree: 0%

Average score for Cardinal Newman Catholic High School: 5.29.
Standard deviation: 0.65

Cardinal Newman Catholic High School's score lies just above (some 4.51% above) national means for schools. This is a good result.

All of the parents and carers of students in this survey of Cardinal Newman Catholic High School feel that the staff are good at preventing truancy and unauthorised absences.

Question Thirteen: There are the right number of activities, social and interest groups for the students.



Score Profile:

1. Totally Agree: 14.63%
2. Agree: 53.66%
3. Agree a little: 14.63%
4. Disagree a little: 12.2%
5. Disagree: 4.88%
6. Totally Disagree: 0%

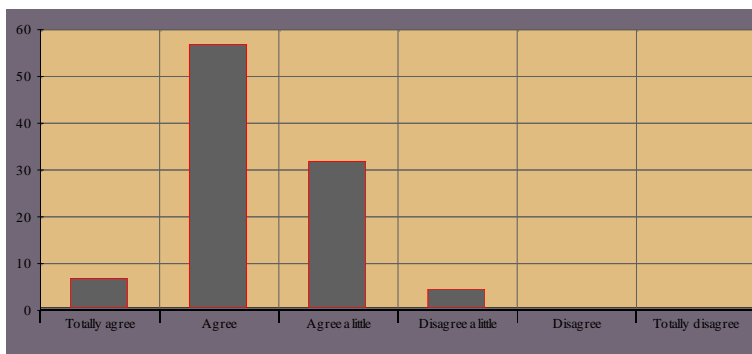
Average score for Cardinal Newman Catholic High School: 4.61.

Standard deviation: 1.03

Cardinal Newman Catholic High School's score lies just below (some 1% below) national means for schools. The score is still well within the average band for UK schools, however.

Many of the parents and carers of students (actually 82.92%) in Cardinal Newman Catholic High School feel that the provision of activities, clubs, sports and social 'get togethers' are good - but there are others (some 17.08%) who disagreed, at least to some degree.

Question Fourteen: The lunchtime provision (school meals and alternatives to them) are good.



Score Profile:

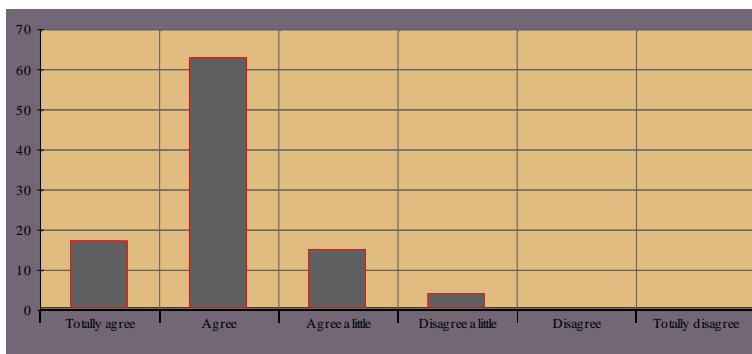
1. Totally Agree: 6.82%
2. Agree: 56.82%
3. Agree a little: 31.82%
4. Disagree a little: 4.55%
5. Disagree: 0%
6. Totally Disagree: 0%

Average score for Cardinal Newman Catholic High School: 4.66.
Standard deviation: 0.67

Cardinal Newman Catholic High School's score lies 5.83% above national means for schools. This is a very good result.

Most (amounting to 95.46%) of the parents and carers of students in Cardinal Newman Catholic High School feel that lunchtime provision is good.

Question Fifteen: The school seems to me to be well-led and managed.



Score Profile:

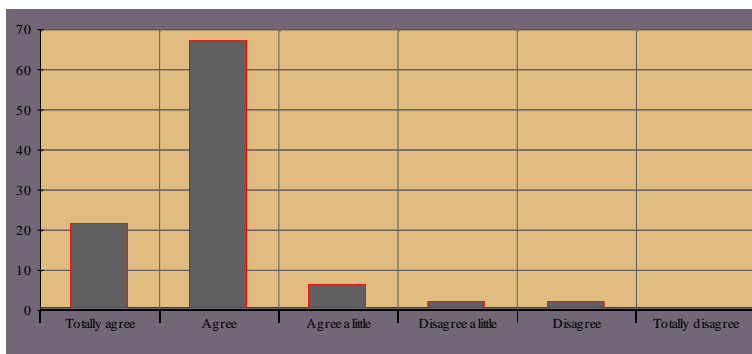
1. Totally Agree: 17.39%
2. Agree: 63.04%
3. Agree a little: 15.22%
4. Disagree a little: 4.35%
5. Disagree: 0%
6. Totally Disagree: 0%

Average score for Cardinal Newman Catholic High School: 4.93.
Standard deviation: 0.7

Cardinal Newman Catholic High School's score lies just above (some 0.57% above) national means for schools. This is a good result.

Most (amounting to 95.65%) of the parents and carers of students in Cardinal Newman Catholic High School believe that the school is well managed.

Question Sixteen: The school and its staff look after my child well.



Score Profile:

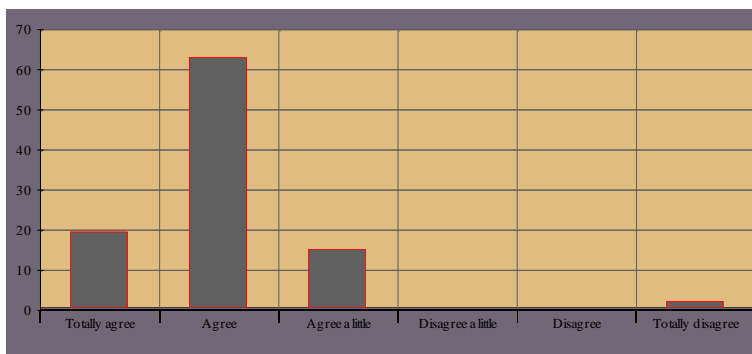
1. Totally Agree: 21.74%
2. Agree: 67.39%
3. Agree a little: 6.52%
4. Disagree a little: 2.17%
5. Disagree: 2.17%
6. Totally Disagree: 0%

Average score for Cardinal Newman Catholic High School: 5.04.
Standard deviation: 0.75

Cardinal Newman Catholic High School's score lies just above (some 1.92% above) national means for schools. This is a good result.

Most (95.65%) of the parents and carers of students in Cardinal Newman Catholic High School feel that the staff and school look after their children well.

Question Seventeen: My child is not bullied or harassed at school.



Score Profile:

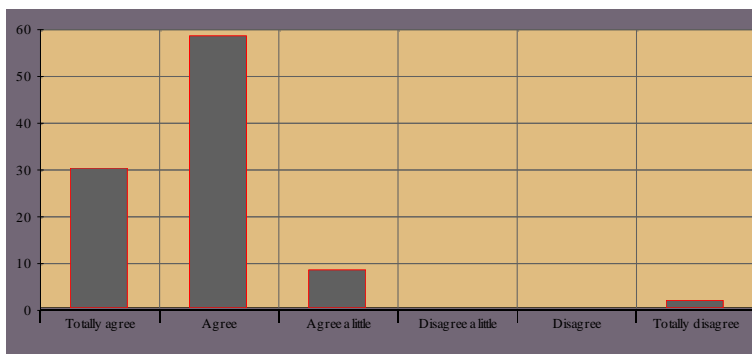
1. Totally Agree: 19.57%
2. Agree: 63.04%
3. Agree a little: 15.22%
4. Disagree a little: 0%
5. Disagree: 0%
6. Totally Disagree: 2.17%

Average score for Cardinal Newman Catholic High School: 4.96.
Standard deviation: 0.83

Cardinal Newman Catholic High School's score lies 6.34% above national means for schools. This is a very good result.

Most (amounting to 97.83%) of the parents and carers of students in Cardinal Newman Catholic High School say that the students experience little or no bullying or harassment.

Question Eighteen: My child feels safe there.



Score Profile:

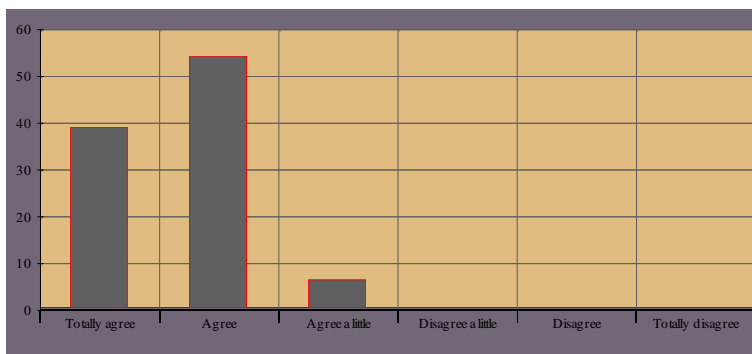
1. Totally Agree: 30.43%
2. Agree: 58.7%
3. Agree a little: 8.7%
4. Disagree a little: 0%
5. Disagree: 0%
6. Totally Disagree: 2.17%

Average score for Cardinal Newman Catholic High School: 5.13.
Standard deviation: 0.85

Cardinal Newman Catholic High School's score lies 14.2% above national means for schools - well within the upper quartile, and an excellent result.

Most (amounting to 97.83%) of the parents and carers of students in Cardinal Newman Catholic High School feel that their children are safe in the school.

Question Nineteen: They expect all the students to work hard and to achieve their full potential.



Score Profile:

1. Totally Agree: 39.13%
2. Agree: 54.35%
3. Agree a little: 6.52%
4. Disagree a little: 0%
5. Disagree: 0%
6. Totally Disagree: 0%

Average score for Cardinal Newman Catholic High School: 5.33.
Standard deviation: 0.59

Cardinal Newman Catholic High School's score lies just above (some 2.74% above) national means for schools. This is a good result.

All of the parents and carers of students in this survey of Cardinal Newman Catholic High School believe that the staff have high expectations for the students.

The table below shows the results for each of the year groups in Cardinal Newman Catholic High School. We use a traffic-light system - green for scores of 5 or more and red where they fall below 4/6.

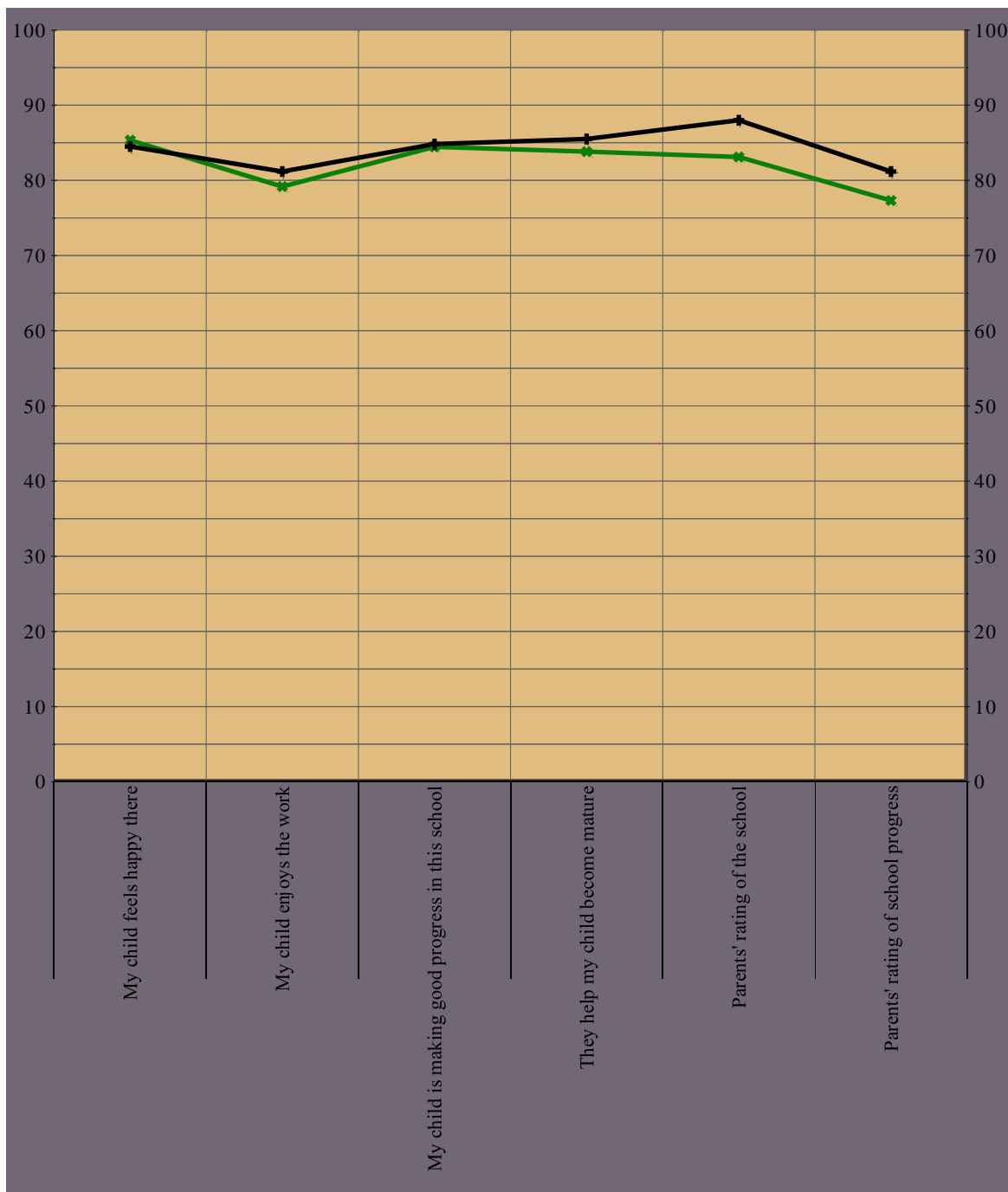
| Group and Statements | Average Score |
|---------------------------------------------|---------------|
| Year 9 | |
| Discipline and behaviour are good | 4.96 |
| My child gets appropriate homework to do | 4.48 |
| My child is taught well, there | 5.09 |
| Children are treated fairly | 4.93 |
| They get children to attend school properly | 5.29 |
| There are enough, good quality, clubs etc. | 4.61 |
| Lunchtime provision is good | 4.66 |
| School seems well-led and managed | 4.93 |
| School and staff look after my child well | 5.04 |
| My child is not bullied at school | 4.96 |
| My child feels safe there | 5.13 |
| They expect pupils to work hard | 5.33 |

About the School's Outcomes:

Key: The Black line represents the average score for Cardinal Newman Catholic High School.

The Green line is the average for all Secondary Schools.

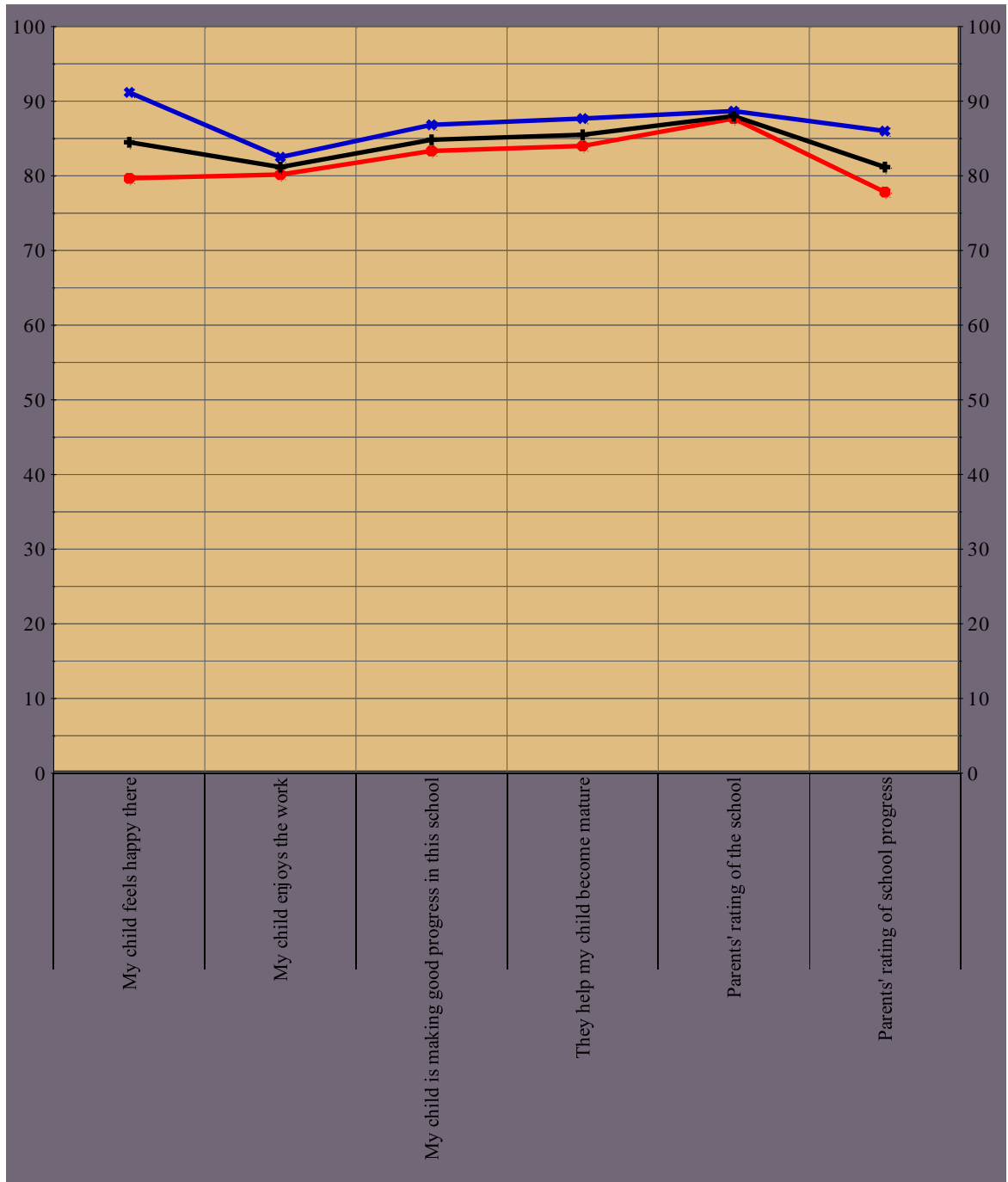
This section of the survey ('Progress and Outcomes') is very good, with 5 statements scoring above national means, and with 1 of the 6 statements scoring below but within 10% of this.



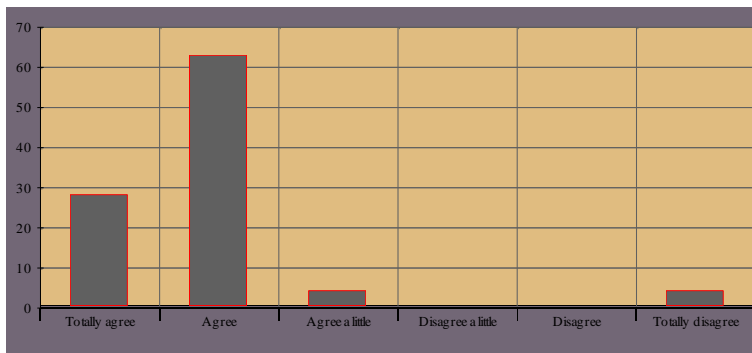
The following graph shows the mean scores for the parents of Boys and Girls separately at Cardinal Newman Catholic High School.

Key: The Black line is the overall mean score for Cardinal Newman Catholic High School.

The Blue line represents the mean for the parents of boys, the Red line represents the mean for the parents of girls.



Question Twenty: My child feels happy there.



Score Profile:

1. Totally Agree: 28.26%
2. Agree: 63.04%
3. Agree a little: 4.35%
4. Disagree a little: 0%
5. Disagree: 0%
6. Totally Disagree: 4.35%

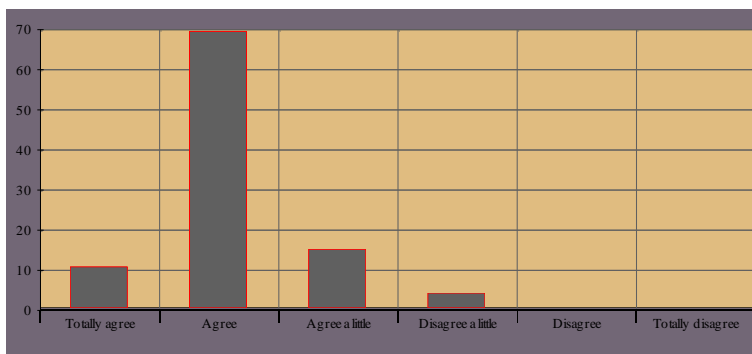
Average score for Cardinal Newman Catholic High School: 5.07.

Standard deviation: 1.01

Cardinal Newman Catholic High School's score lies just below (some 0.84% below) national means for schools. The score is still well within the average band for UK schools, however.

Most (amounting to 95.65%) of the parents and carers of students in Cardinal Newman Catholic High School believe that pupils feel happy there.

Question Twenty One: My child enjoys the work.



Score Profile:

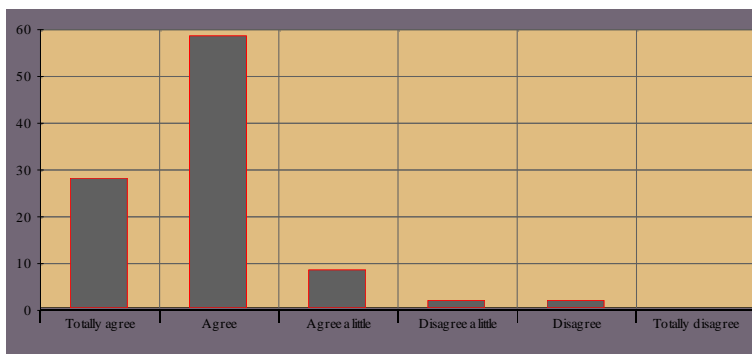
1. Totally Agree: 10.87%
2. Agree: 69.57%
3. Agree a little: 15.22%
4. Disagree a little: 4.35%
5. Disagree: 0%
6. Totally Disagree: 0%

Average score for Cardinal Newman Catholic High School: 4.87.
Standard deviation: 0.65

Cardinal Newman Catholic High School's score lies just above (some 2% above) national means for schools. This is a good result.

Most (amounting to 95.66%) of the parents and carers of students in Cardinal Newman Catholic High School believe that students enjoy the work.

Question Twenty Two: My child is making good progress in this school.



Score Profile:

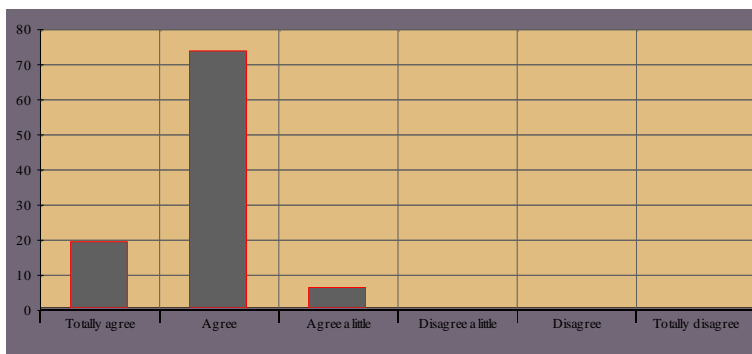
1. Totally Agree: 28.26%
2. Agree: 58.7%
3. Agree a little: 8.7%
4. Disagree a little: 2.17%
5. Disagree: 2.17%
6. Totally Disagree: 0%

Average score for Cardinal Newman Catholic High School: 5.09.
Standard deviation: 0.8

Cardinal Newman Catholic High School's score lies just above (some 0.38% above) national means for schools. This is a good result.

Most (amounting to 95.66%) of the parents and carers of students in Cardinal Newman Catholic High School are pleased with their child's progress.

Question Twenty Three: They are helping my child to become mature and more responsible.



Score Profile:

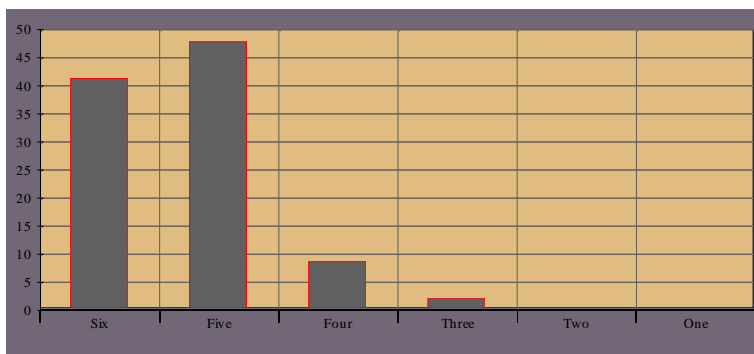
1. Totally Agree: 19.57%
2. Agree: 73.91%
3. Agree a little: 6.52%
4. Disagree a little: 0%
5. Disagree: 0%
6. Totally Disagree: 0%

Average score for Cardinal Newman Catholic High School: 5.13.
Standard deviation: 0.49

Cardinal Newman Catholic High School's score lies just above (some 1.68% above) national means for schools. This is a good result.

All of the parents and carers of students in this survey of Cardinal Newman Catholic High School feel that students are helped to become more mature and independent.

Question Twenty Four: Parents' overall rating for the school - on a 1-6 scale.

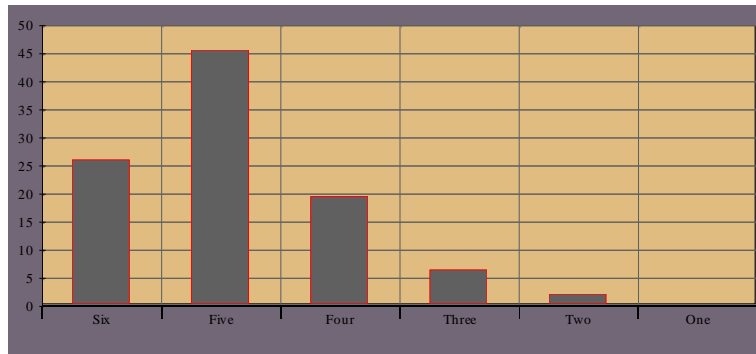


Score Profile:

6. 41.3%
5. 47.83%
4. 8.7%
3. 2.17%
2: 0%
1: 0%

Average score for Cardinal Newman Catholic High School: 5.28.
Standard deviation: 0.71

Question Twenty Five: Parents' feeling that the school is getting better - on a 1-6 scale.



Score Profile:

6. 26.09%
5. 45.65%
4. 19.57%
3. 6.52%
2: 2.17%
1: 0%

Average score for Cardinal Newman Catholic High School: 4.87.
Standard deviation: 0.95

The table below shows the results for each of the year groups in Cardinal Newman Catholic High School. We use a traffic-light system - green for scores of 5 or more and red where they fall below 4/6.

| Group and Statements | Average Score |
|---------------------------------------------|---------------|
| Year 9 | |
| My child feels happy there | 5.07 |
| My child enjoys the work | 4.87 |
| My child is making good progress here | 5.09 |
| They help my child become more mature | 5.13 |
| Parents' rating of the school (1-6) overall | 5.28 |
| Is the school improving each year (1-6) | 4.87 |

How could Parent & Carer Climate be Improved?

The parents and carers of the pupils/students of Cardinal Newman Catholic High School were each asked to supply two ways in which the school could be improved. These comments are reported without comment next:-

It is important to view this section constructively and without attempting to ascribe 'blame'.

Parents/carers are advised that comments that 'name' individuals will not be saved (an anonymous survey like this is not the best forum to raise issues of that kind), and they are also all prevented from using certain words (primarily swearing and abusive comments - not that these occur too regularly in parental feedback!).

- Where possible the survey attempts to correct spelling errors.
- Parents/carers are free to say 'nothing' if they can think of no improvements.
- The survey replaces strings of clearly random text with the word 'nothing' or 'nothing else'
- Parents and Carers are assured that their comments are anonymous.

It is important not to attempt to single-out a parent, carer, pupil, student or group who feels particularly disaffected - the survey should not be used to target, highlight, bully or discipline individuals or groups in this manner. It must be used sensitively, inclusively and constructively by the school/college, and in line with good pastoral practice - and, indeed in compliance with legislation.

Parents of Children from: Year 9

Parent/Carer 1.

- A. nothing
- B. nothing

Parent/Carer 2.

- A. you wouldn't listen
- B. you wouldn't listen

Parent/Carer 3.

- A. nothing
- B. nothing

Parent/Carer 4.

- A. Nothing
- B. Nothing

Parent/Carer 5.

- A. nothing
- B. nothing

Parent/Carer 6.

- A. Nothing
- B. nothing

Parent/Carer 7.

- A. nothing
- B. nothing

Parent/Carer 8.

- A. nothing
- B. nothing

Parent/Carer 9.

- A. n/a
- B. n/a

Parent/Carer 10.

- A. a
- B. b

Parent/Carer 11.

- A. to improve on food
- B. to keep the parents informed of the weekly progress in school

Parent/Carer 12.

- A. Options evening needs to be reviewed so that parents meet teachers after the options presentation
- B. nothing

Parent/Carer 13.

- A. x
- B. x

Parent/Carer 14.

- A. nothing
- B. nothing

Parent/Carer 15.

- A. More Sport
- B. Longer Breaks

Parent/Carer 16.

- A. uniform quality
- B. nothing

Parent/Carer 17.

- A. nothing
- B. nothing

Parent/Carer 18.

- A. x
- B. x

Parent/Carer 19.

- A. Nothing
- B. Nothing

Parent/Carer 20.

- A. more homework
- B. free bus pass

Parent/Carer 21.

- A. nothing
- B. nothing

Parent/Carer 22.

- A. earlier eating
- B. nothing

Parent/Carer 23.

- A. give them more homework
- B. extra late buses for afterschool

Parent/Carer 24.

- A. nothing
- B. nothing

Parent/Carer 25.

- A. Communicate homework tasks more directly to parents rather than relying only on the homework diary
- B. Provide more non sporting after school activities

Parent/Carer 26.

- A. nothing
- B. nothing

Parent/Carer 27.

- A. nothing
- B. nothing

Parent/Carer 28.

- A. talk too parents about homework and targets too be achieved
- B. sport clubs for after school ?

Parent/Carer 29.

- A. litter
- B. more late bus

Parent/Carer 30.

- A. after school provision
- B. More parents evenings

Parent/Carer 31.

- A. homeworks
- B. after school or off site activities can be arranged

Parent/Carer 32.

- A. nothing
- B. nothing

Parent/Carer 33.

- A. more homework
- B. more information on after school clubs

Parent/Carer 34.

- A. nothing
- B. nothing

Parent/Carer 35.

- A. i can see some of the children smoke out side school after finish school.
- B. and the makeup some time could be to much.

Parent/Carer 36.

- A. More detailed end of year reports data with personal comments. The present report format is fine for end of the Autumn and Spring terms but not end of year.
- B. More homework.

Parent/Carer 37.

- A. after school activities
- B. different sports not all children want to play football

Parent/Carer 38.

- A. stop the bullies in this school
- B. make the whole school aware of the consequences of what they do when they bully people

Parent/Carer 39.

- A. nothing
- B. nothing

Parent/Carer 40.

- A. nothing
- B. nothing

Parent/Carer 41.

- A. relax rules on bags and shoes
- B. change the pizza back to the one you had before

Parent/Carer 42.

- A. Communication
- B. Teaching and making my child feel involved and respected

Parent/Carer 43.

- A. better astro
- B. better food and drinks

Parent/Carer 44.

- A. nothing
- B. nothing

Parent/Carer 45.

- A. Less focus on unimportant things ie colour of jackets and bags
- B. nothing

Parent/Carer 46.

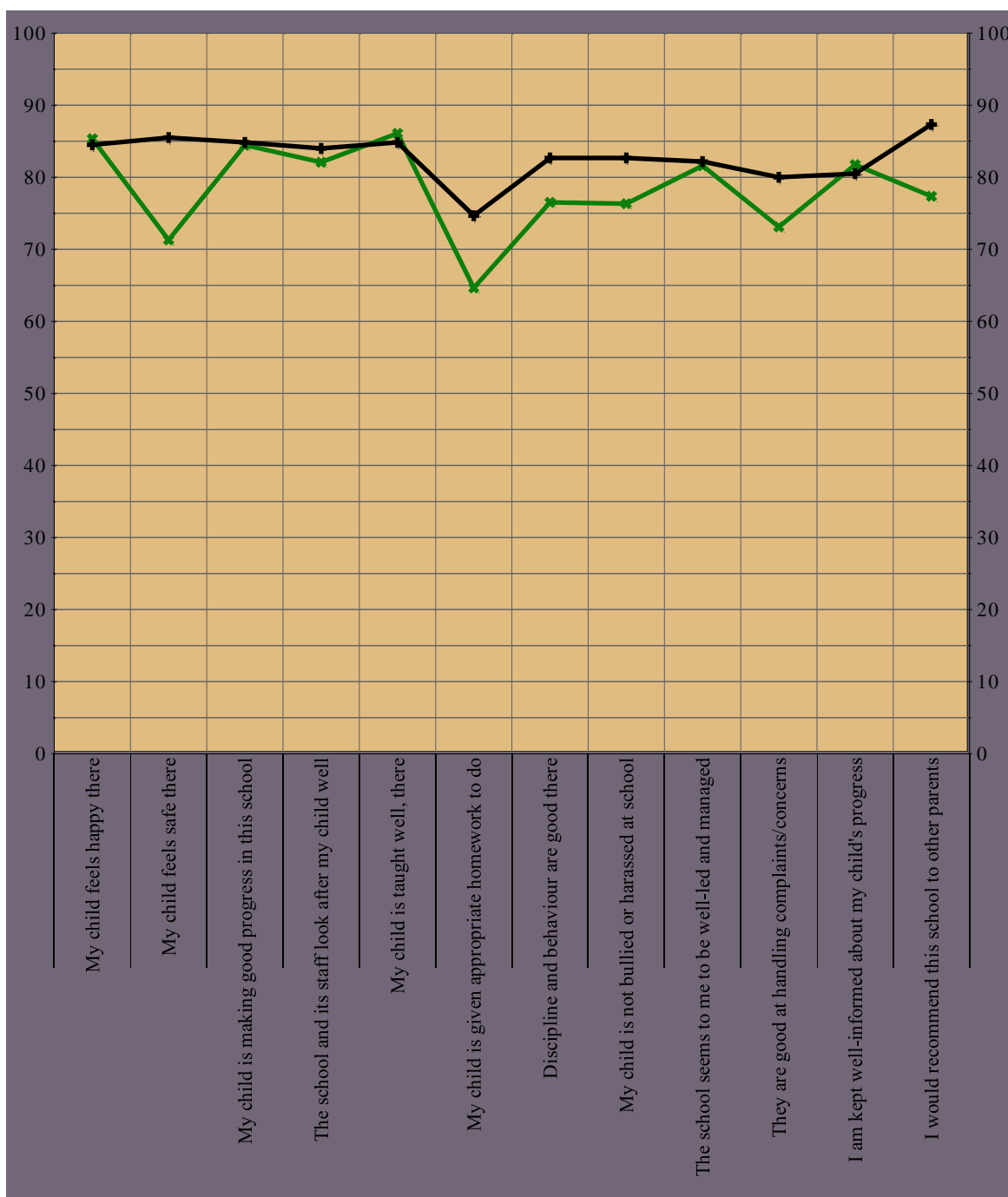
- A. Nothing
- B. Nothing

Preparation for Assessment:

Key: The Black line represents the average score for Cardinal Newman Catholic High School on questions featured in the short on-line OfSTED assessment.

The Green line is the average for all Secondary Schools in our database.

This result is very good, with 9 statements scoring above national means, and with 3 of the 12 statements scoring below but within 10% of this.



The analysis that follows looks further at the questions used in the very short on-line assessment at OfSTED, providing initial analysis of data for Cardinal Newman Catholic High School and some suggestions that the SLT may like to consider for action.

OfSTED Question A: My child is happy in this school.

Data:

| | |
|----------------------------------|--------|
| 1. School Rating: | 5.07/6 |
| 2. SD of rating: | 1.01 |
| 3. Number of 'Don't Knows': | 0 |
| 4. Rating from Parents of Boys: | 91.17% |
| 5. Rating from Parents of Girls: | 79.67% |

Average score as a percentage for Cardinal Newman Catholic High School: 84.5%.

Average score for all schools: 85.34%

Further Information

1. Parents of children in Year 9 gave the school the rating of 5.07 regarding their child's happiness in Cardinal Newman Catholic High School.
2. Parents of boys rated the school higher on this statement than parents of girls, and by a margin of some 11.5%.

OfSTED Question B: My child feels safe there.

Data:

| | |
|----------------------------------|--------|
| 1. School Rating: | 5.13/6 |
| 2. SD of rating: | 0.85 |
| 3. Number of 'Don't Knows': | 0 |
| 4. Rating from Parents of Boys: | 89.5% |
| 5. Rating from Parents of Girls: | 82.67% |

Average score as a percentage for Cardinal Newman Catholic High School: 85.5%.

Average score for all schools: 71.3%

Further Information

1. Parents of children in Year 9 gave the school the rating of 5.13 regarding their child's feelings of safety in Cardinal Newman Catholic High School.

2. Parents of boys rated the school higher on this statement than parents of girls, and by a margin of some 6.83%.

OfSTED Question C: My child is making good progress in this school.

Data:

| | |
|----------------------------------|--------|
| 1. School Rating: | 5.09/6 |
| 2. SD of rating: | 0.8 |
| 3. Number of 'Don't Knows': | 0 |
| 4. Rating from Parents of Boys: | 86.83% |
| 5. Rating from Parents of Girls: | 83.33% |

Average score as a percentage for Cardinal Newman Catholic High School: 84.83%.

Average score for all schools: 84.45%

Further Information

1. Parents of children in Year 9 gave the school the rating of 5.09 regarding their child making good progress in Cardinal Newman Catholic High School.

2. Parents of boys rated the school higher on this statement than parents of girls, though only by a margin of some 3.5%.

OfSTED Question D: The school and its staff look after my child well.

Data:

| | |
|----------------------------------|--------|
| 1. School Rating: | 5.04/6 |
| 2. SD of rating: | 0.75 |
| 3. Number of 'Don't Knows': | 0 |
| 4. Rating from Parents of Boys: | 87.67% |
| 5. Rating from Parents of Girls: | 81.5% |

Average score as a percentage for Cardinal Newman Catholic High School: 84%.

Average score for all schools: 82.08%

Further Information

1. Parents of children in Year 9 gave the school the rating of 5.04 regarding their child being well looked after in Cardinal Newman Catholic High School.
2. Parents of boys rated the school higher on this statement than parents of girls, and by a margin of some 6.17%.

OfSTED Question E: My child is taught well, there.

Data:

| | |
|----------------------------------|--------|
| 1. School Rating: | 5.09/6 |
| 2. SD of rating: | 0.69 |
| 3. Number of 'Don't Knows': | 0 |
| 4. Rating from Parents of Boys: | 87.67% |
| 5. Rating from Parents of Girls: | 82.67% |

Average score as a percentage for Cardinal Newman Catholic High School: 84.83%.

Average score for all schools: 86.09%

Further Information

1. Parents of children in Year 9 gave the school the rating of 5.09 regarding their child being well taught in Cardinal Newman Catholic High School.
2. Parents of boys rated the school higher on this statement than parents of girls, and by a margin of some 5%.

OfSTED Question F: My child receives the right homework for their age.

Data:

| | |
|----------------------------------|--------|
| 1. School Rating: | 4.48/6 |
| 2. SD of rating: | 0.89 |
| 3. Number of 'Don't Knows': | 2 |
| 4. Rating from Parents of Boys: | 68.5% |
| 5. Rating from Parents of Girls: | 78.83% |

Average score as a percentage for Cardinal Newman Catholic High School: 74.67%.

Average score for all schools: 64.64%

Further Information

1. Parents of children in Year 9 gave the school the rating of 4.48 regarding their child receiving the right homework from Cardinal Newman Catholic High School.
2. Parents of girls rated the school higher on this statement than parents of boys, and by a margin of some 10.33%.

OfSTED Question G: Children behave well there.

Data:

| | |
|----------------------------------|--------|
| 1. School Rating: | 4.96/6 |
| 2. SD of rating: | 0.98 |
| 3. Number of 'Don't Knows': | 0 |
| 4. Rating from Parents of Boys: | 87.67% |
| 5. Rating from Parents of Girls: | 79% |

Average score as a percentage for Cardinal Newman Catholic High School: 82.67%.

Average score for all schools: 76.51%

Further Information

1. Parents of children in Year 9 gave the school the rating of 4.96 regarding children behaving well in Cardinal Newman Catholic High School.

2. Parents of boys rated the school higher on this statement than parents of girls, and by a margin of some 8.67%.

OfSTED Question H: My child is not bullied or harassed at school.

Data:

| | |
|----------------------------------|--------|
| 1. School Rating: | 4.96/6 |
| 2. SD of rating: | 0.83 |
| 3. Number of 'Don't Knows': | 0 |
| 4. Rating from Parents of Boys: | 88.67% |
| 5. Rating from Parents of Girls: | 78.33% |

Average score as a percentage for Cardinal Newman Catholic High School: 82.67%.

Average score for all schools: 76.33%

Further Information

1. Parents of children in Year 9 gave the school the rating of 4.96 regarding their child not being bullied in Cardinal Newman Catholic High School.
2. Parents of boys rated the school higher on this statement than parents of girls, and by a margin of some 10.34%.

OfSTED Question I: The school seems to me to be well-led and managed.

Data:

| | |
|----------------------------------|--------|
| 1. School Rating: | 4.93/6 |
| 2. SD of rating: | 0.7 |
| 3. Number of 'Don't Knows': | 0 |
| 4. Rating from Parents of Boys: | 86% |
| 5. Rating from Parents of Girls: | 79.67% |

Average score as a percentage for Cardinal Newman Catholic High School: 82.17%.

Average score for all schools: 81.6%

Further Information

1. Parents of children in Year 9 gave the school the rating of 4.93 regarding their feeling that the school is well managed.
2. Parents of boys rated the school higher on this statement than parents of girls, and by a margin of some 6.33%.

OfSTED Question J: They are good at handling complaints/concerns.

Data:

| | |
|----------------------------------|--------|
| 1. School Rating: | 4.8/6 |
| 2. SD of rating: | 1.11 |
| 3. Number of 'Don't Knows': | 1 |
| 4. Rating from Parents of Boys: | 85.17% |
| 5: Rating from Parents of Girls: | 76.33% |

Average score as a percentage for Cardinal Newman Catholic High School: 80%.

Average score for all schools: 73.11%

Further Information

1. Parents of children in Year 9 gave the school the rating of 4.8 regarding their feeling that the school deals well with complaints.

2. Parents of boys rated the school higher on this statement than parents of girls, and by a margin of some 8.84%

OfSTED Question K: I am kept well-informed about my child's progress.

Data:

| | |
|----------------------------------|--------|
| 1. School Rating: | 4.83/6 |
| 2. SD of rating: | 0.94 |
| 3. Number of 'Don't Knows': | 0 |
| 4. Rating from Parents of Boys: | 84.17% |
| 5. Rating from Parents of Girls: | 77.83% |

Average score as a percentage for Cardinal Newman Catholic High School: 80.5%.

Average score for all schools: 81.74%

Further Information

1. Parents of children in Year 9 gave the school the rating of 4.83 regarding their child's progress being well-communicated by Cardinal Newman Catholic High School.
2. Parents of boys rated the school higher on this statement than parents of girls, and by a margin of some 6.34%.

OfSTED Question L: I would recommend the school to others.

Data:

| | |
|----------------------------------|--------|
| 1. School Rating: | 5.24/6 |
| 2. SD of rating: | 0.63 |
| 3. Number of 'Don't Knows': | 0 |
| 4. Rating from Parents of Boys: | 90.33% |
| 5. Rating from Parents of Girls: | 85.17% |

Average score as a percentage for Cardinal Newman Catholic High School: 87.33%.

Average score for all schools: 77.35%

Further Information

1. Parents of children in Year 9 gave the school the rating of 5.24 regarding recommending the school to other parents.
2. Parents of boys rated the school higher on this statement than parents of girls, and by a margin of some 5.16%.